



SILENCIEUX 201.301.401.


5384
201 T




5369
201.C.B.BR-SK



5730
201.D.DL.M. - 301 Tous types



5999
401



TUBES D'ÉCHAPPEMENT AVANT

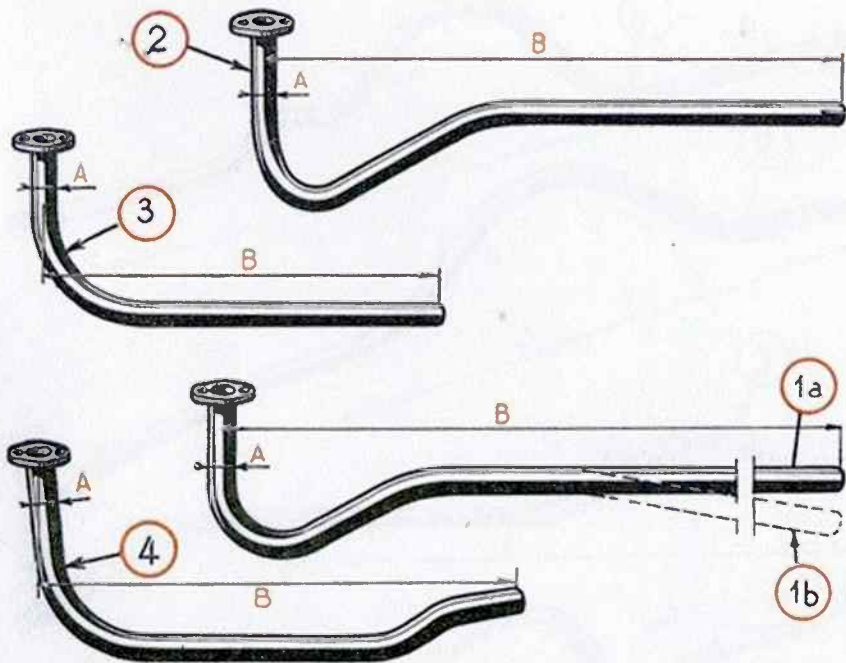


Figure	N°	A	B	TYPES
1a	5370	32/34	720	201
1b	5386	-d°	925	201 T
2	6267	-d°	720	201 B. BR
3	5401	36/38	490	201 D. DL. 301 D. 401 D
1a	5402	-d°	1010	301 L. LR 3 paliers
1a	5733	-d°	820	301 C. 2 paliers
1a	5400	-d°	790	301 3 paliers
1a	5403	-d°	640	MK. SKR 3 paliers
4	6257	-d°	615	301 M.T. SK2. 401 DL. DLT

TUBES D'ÉCHAPPEMENT ARRIÈRE

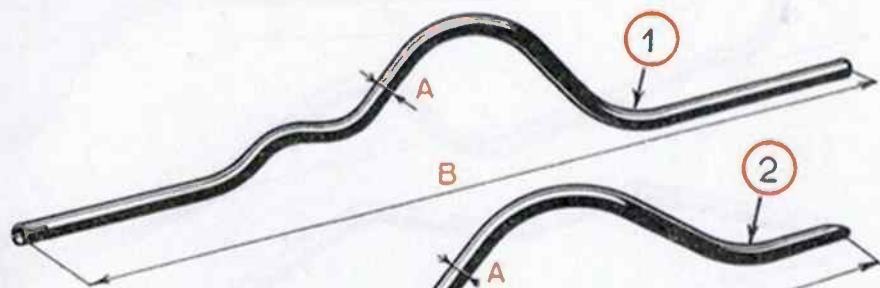


Figure	N°	A	B	TYPES
1	5371	32/34	1800	201
1	5387	-d°	1470	201 - 201 C
2	5388	-d°	1710	201 T
3	6269	-d°	1690	201 D
4	6270	-d°	1515	201 B - BR
5	5497	-d°	1920	201 D - DL - 301 D
4	5496	-d°	1975	301 L - LR
6	5742	-d°	1960	301 L
7	5739	-d°	1740	301 MK
8	5498	-d°	865	301 MK
9	6275	-d°	560	301 SKD
9	6276	-d°	1080	MKD
10	6261	32/34	2530	401 DL - 601 DL

